

Solution for evidence-based policy-making

Bridging the gap between statisticians and policy-makers

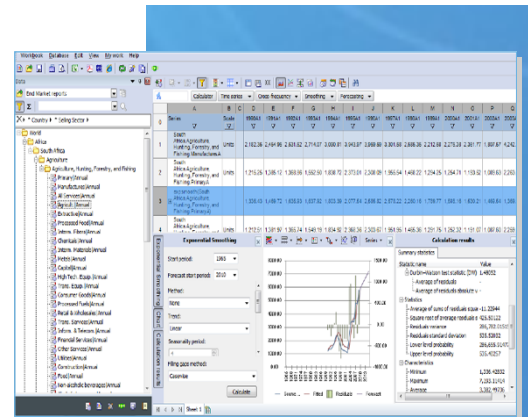
Managing and analyzing ever growing amounts of economic, financial, social, and environmental data has become increasingly challenging. One of the main challenges is to bridge the gap between statistics producers and policy-makers.

Statisticians and policy-makers often have to rely on many different tools to handle daily data tasks. At PROGNOZ, we understand the importance of offering our customers a solution that supports all aspects of the data management, dissemination, and analysis process. We put all our effort into improving the interaction between policy-makers and statisticians in the different phases of setting up evidence-based policy-making.

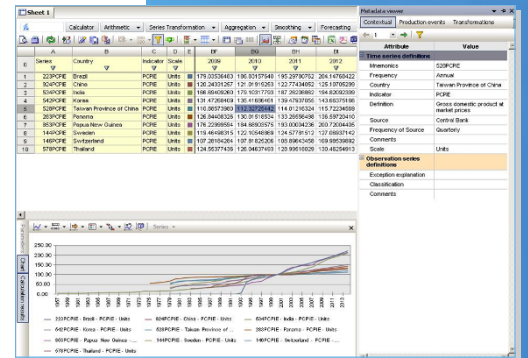
PROGNOZ introduces the **Nevis Data Management tool** and the **Analytical portal**, an interconnected solution that contains a wide range of functionalities, including data warehousing, validation, monitoring, reporting, analytics, modeling, data dissemination, security, and more. Our efficient and forward-thinking solutions allow for easier, faster data collection and analysis of data from multiple sources. PROGNOZ solutions are a must-have for policy-makers, statisticians, and economists.

Among our clients are the International Monetary Fund (IMF), the World Bank, the Organisation for Economic Co-operation and Development (OECD), the World Health Organization (WHO), the European Commission's Joint Research Centre (JRC), the Asian Development Bank (ADB), the African Development Bank (AfDB), and others, such as central banks, statistical offices, public administrations, and global corporations.

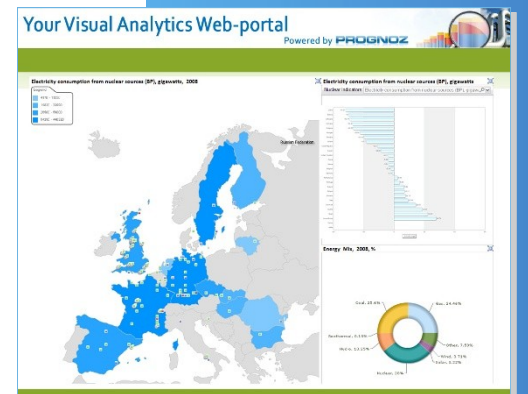
Join thousands of users who have chosen PROGNOZ for handling their statistical and analytical data needs and find out why our customers have come to rely on us for innovation and personalized support.



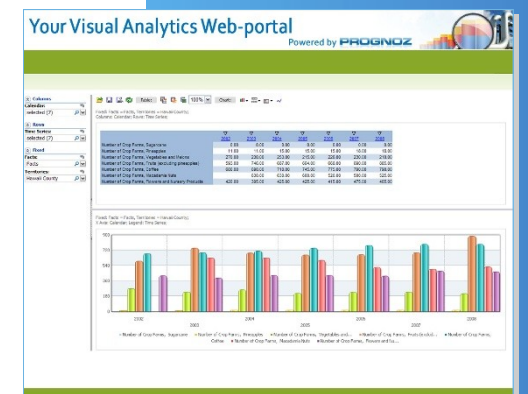
(Nevis Data Management)



(Analytical Portal)



(Analytical Portal)

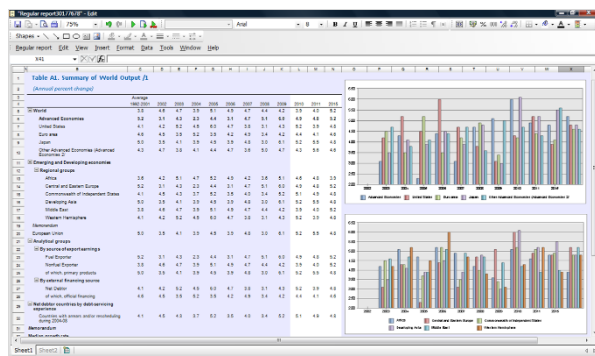


Thanks to our 20 years experience in Business Intelligence and statistical know-how built up while working with public and private organizations from various sectors, PROGNOZ has built core competencies to offer interconnected desktop and Web-based solutions focusing on different user needs (also available separately).

Solution for statisticians

Prognoz introduces Nevis—a powerful desktop application that supports statisticians in the following areas:

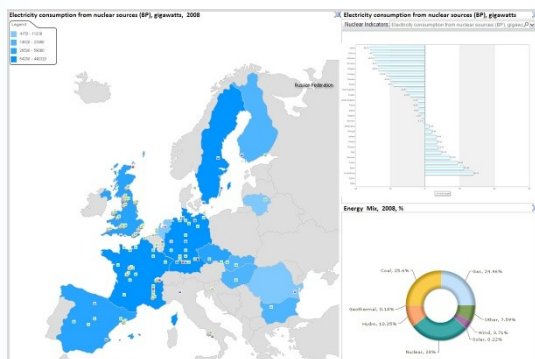
- **Management and analysis of data from multiple sources.** Powerful functionalities enable the user to work and navigate through complex datasets via a single interface.
- **Cooperate with your colleagues**, and improve your overall workflow with collaborative functionalities, including results sharing, reminders, task monitoring or versioning, and so on.
- **Easily create new indicators and transformation rules.** Built-in statistical functions enable users to process, transform, and validate data from different formats, units, nomenclatures, and classifications.
- **Modeling and forecasting capabilities.** Extensive library of statistical and econometrical functions with graphical user interface.
- **Use validation functionalities in order to improve data quality.**
- **Report making and data dissemination.** Create your tables and charts in the Nevis reporting environment. You can print, export your results and reports to common file formats, or publish them for policy-makers and the public at large.
- **Advanced security.** Use powerful security management to define user access rights.



Solution for policy-makers and end-users

Support your decisions with accurate analysis based on reliable data. The analytical portal is built for end-users to perform analysis, reporting, and dissemination of data in an interactive and user-friendly way.

- **Easily explore and query complex datasets.** The portal enables you to explore multiple data sources and work with complex statistics in a very simple way. Usability is our main goal when developing your solution.
- **Look at data, including tables, charts, and maps as well as dynamic bubble charts;** from the simplest to the most complex.
- **Take into account different types of users with different needs all within the same platform.** We understand that statisticians do not work with data in the same way as final decision-makers.
- **Improve collaboration and dissemination of statistics.** Work and share your insight with your colleagues in order to build consensus. Easily publish statistics and make them available to a large audience. Improve statistical literacy within your organization and of the public at large.
- **Share your results in common formats.** Each time you process a query or consult a report, you can easily extract the results into Word, Excel, PowerPoint, or PDF.
- **Usable from anywhere.** Gain access to the portal from any computer or smart phone with an Internet connection. The portal can also be integrated into your Web site, intranet, or any knowledge management system.



- **Benefit from interactive and user-friendly dashboards to measure and support policies.** Together we will design predefined reports and dashboards that will be automatically updated as soon as new data are available.
- **Get the most valuable insights thanks to powerful data visualization tools.** We offer multiple ways to

Full customization

- Each application that we develop is built on our own platform. In other words, we do not have any licensing restrictions or technological constraints in providing high-level customization.
- We will make the application look and feel like your own internal solution (specific design, logo, color, and so on).
- We will adapt the functionalities and data structure to your organizational process.
- We will incorporate all requested data sources, reports, and publications.

Benefit from expert support

Our Web portal is backed by the following support services:

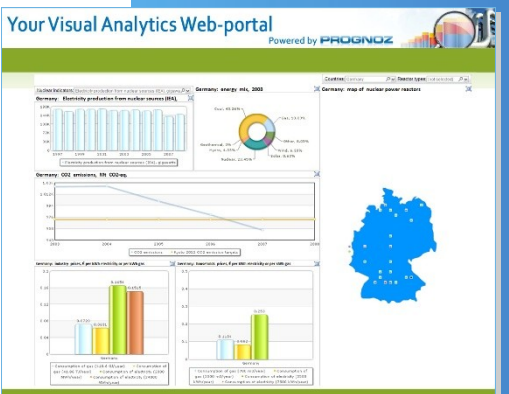
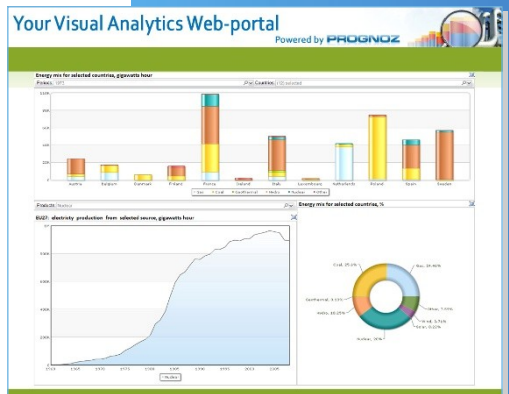
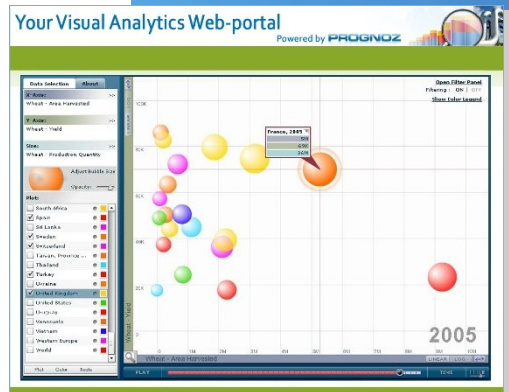
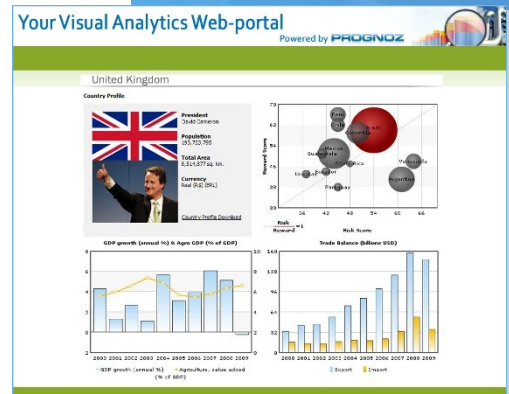
- A single point of contact who knows every detail of your customized solution and its data environment.
- Consulting on data visualization, external data sources, and data management issues.
- On-site, online, and on-demand training and multimedia tutorials.
- Technical and customer service support around the clock and around the world.

About PROGNOZ

PROGNOZ develops Business Intelligence (BI) and Business Performance Management (BPM) solutions that help public and private agencies harness the power of data to make informed decisions.

With roots in the Russian tradition of technological innovation, today PROGNOZ is a global software developer that helps organizations better understand business and economic data, the lifeblood of the Information Age, through innovative BI solutions.

The more than 800 developers, analysts, and economists who form the backbone of PROGNOZ are completely dedicated to understanding user-level needs and developing tailor-made software that makes today's business and economies more efficient.



PROGNOZ Brussels Office

Avenue des Arts, 3-4-5,
1210 Brussels, Belgium.
Email: Info@prognoz.com

Contact

Thibault Truyen
Tel +32 2 203 44 48
Email: Thibault.truyen@prognoz.com